

Heavy Duty End Drive Model



Standard Center Drive with Guide Rails on Custom Support Frames



3 Line Belt Conveyor with one Common Center Drive Package



Walk Through Gate Conveyor




Modular Plastic Chain




Manual Vision Inspection Multi Lane with Accumulation






Locking Castors make this Portable



Tray Handler for Robotic Load and Unload





Reverse Dump Vertical Loader to Save Floor Space



Custom Belt Conveyor with Z Frame and Storage

